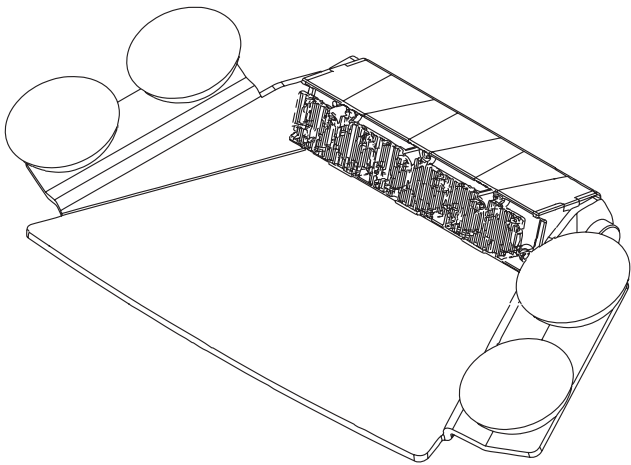


Mounting Specifications:

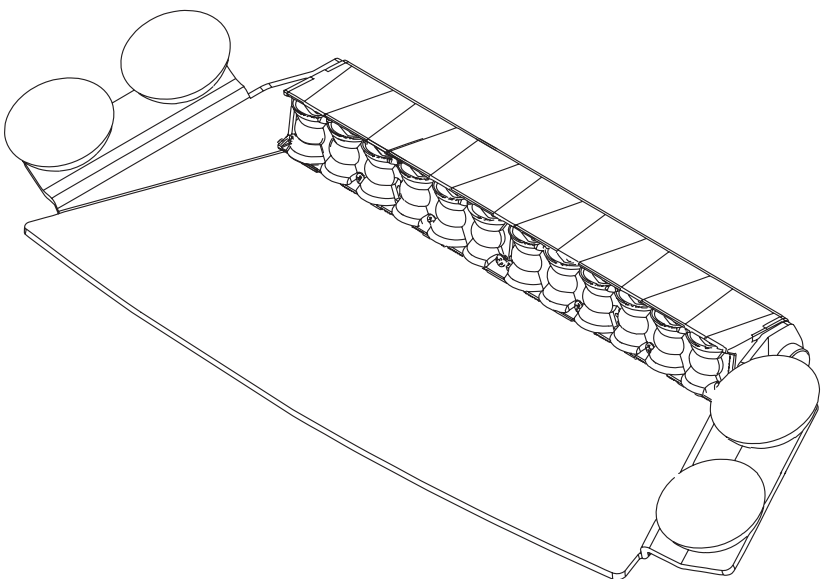
Make sure the suction cups have been cleaned with alcohol to remove all residue.  
Stick lights onto the interior of the vehicle dash window.

Product Type:

☐ 1X



☐ 2X



Color Specifications:

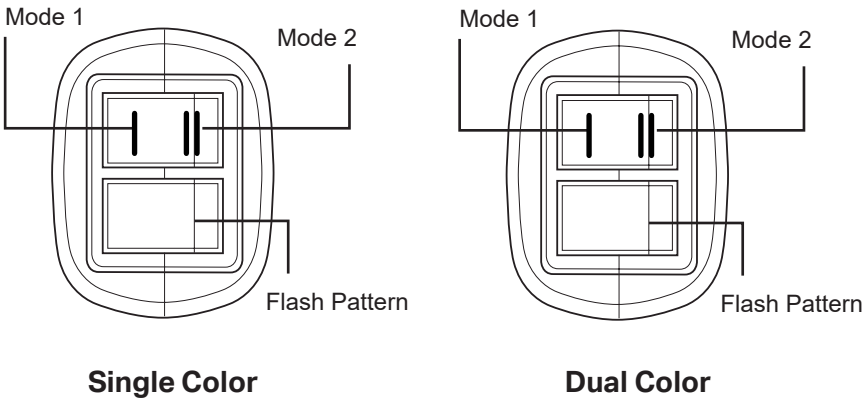
- ☐ A☐ R☐ B☐ W☐ G
- ☐ RW☐ BW☐ AW☐ RB☐ AR
- ☐ AB

Wiring Type:

- ☐ Hardwire
- ☐ Cigarette Plug

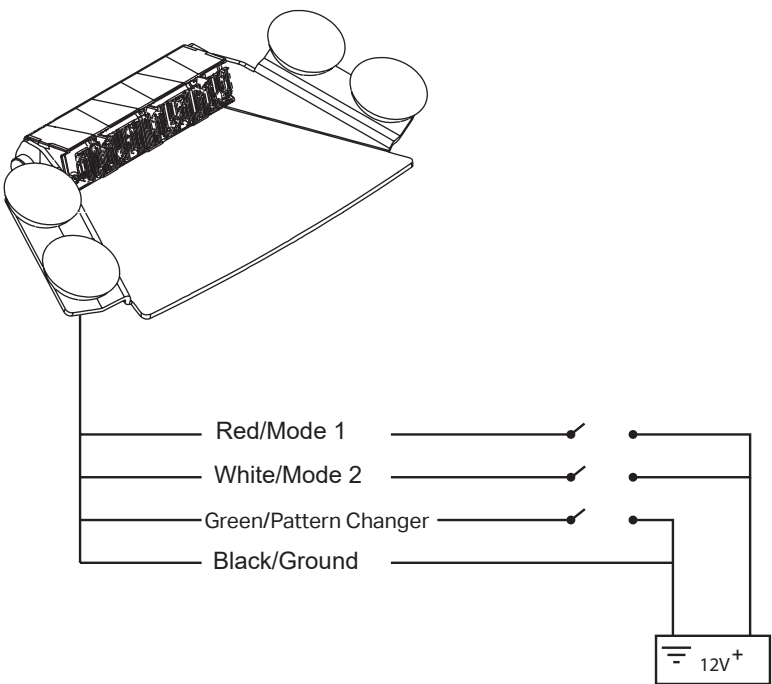
Cigarette Plug Option:

To operate the cigarette plug option, plug in the provided lighter plug into the vehicle's cigarette lighter plug outlet. Turn the unit on with the On/Off switch and change patterns with the momentary flash pattern changer.



Hardwire Option:

To operate the hard wire option, connect the black, 12V(-) wire to ground and the red, 12V(+) wire to an activated switch. To change patterns, tap the green flash pattern changer wire to the 12V(-) ground wire. To activate mode 2, connect the white wire to an activated 12V(+) switch.



Alternate Light Heads:

For the light heads to alternate, one light head must be set as master and the other as slave on the mode wire intended for use. To do so, hold the blue (flash pattern changer) wire to ground for 3 seconds.

For Single color: if all LEDS turn on this indicates master mode. If no LEDS turn on this indicates slave mode.  
For Dual color: if all LEDS turn on this indicates master mode. If half of the LEDS turn on this indicates slave mode.

Optic:

- ☐ 40
- ☐ 180

## FLASH PATTERNS

This manual serves as a guide for the Fusion 1X/2X.

### Single color patterns

Single Slow
Single Fast
Single Combo
Double Slow
Double Fast
Double Combo
Triple Slow
Triple Fast
Triple Combo
Brake Pop
Steady On

### Dual color patterns

Color 1- Single Slow
Color 1- Single Fast
Color 1- Single Combo
Color 1- Double Slow
Color 1- Double Fast
Color 1- Double Combo
Color 1- Triple Slow
Color 1- Triple Fast
Color 1- Triple Combo
Color 2- Single Slow
Color 2- Single Fast
Color 2- Single Combo
Color 2- Double Slow
Color 2- Double Fast
Color 2- Double Combo
Color 2- Triple Slow
Color 2- Triple Fast
Color 2- Triple Combo
Color 1&2 / No Off Time- Single Slow
Color 1&2 / No Off Time- Single Fast
Color 1&2 / No Off Time- Single Combo
Color 1&2 / No Off Time- Double Slow
Color 1&2 / No Off Time- Double Fast
Color 1&2 / No Off Time- Double Combo
Color 1&2 / No Off Time- Triple Slow
Color 1&2 / No Off Time- Triple Fast
Color 1&2 / No Off Time- Triple Combo
Color 1&2 /Off Time- Single Slow

Color 1&2 /Off Time- Single Fast
Color 1&2 /Off Time- Single Combo
Color 1&2 /Off Time- Double Slow
Color 1&2 /Off Time- Double Fast
Color 1&2 /Off Time- Double Combo
Color 1&2 /Off Time- Triple Slow
Color 1&2 /Off Time- Triple Fast
Color 1&2 /Off Time- Triple Combo
Color 1- Brake Pop
Color 2- Brake Pop
Color 1- Steady On
Color 2- Steady On